

Australian Clay Target Association

2019

ANNUAL
REPORT





LIFE REGISTERED SHOOTERS



Elaine Forward OAM



Robert Fox

PRESIDENTIAL MEDAL RECIPIENT



Frank Auditore

COVER PHOTOGRAPHS

Front cover: *Mal Dyson ACTA Vice President with Phil Grainger 2019 Trap Nationals High Gun and ACTA President Robert Nugent*

Back cover: *Photographs from the Opening Ceremony at the Roma Nationals and the 2019 Australian Open Mackintosh Team*

Australian Clay Target Association

2019

**ANNUAL
REPORT**



Contents

President's Report	3
Executive Officer's Report	5
Annual Meeting Agenda	7
Financial Statements	8
Future Outlook	22
Vision, Mission, Values, Strategic Goals	24
Governance and Management	23
Recognition Lists	24
Life Registered Members	24
Presidential Medal	24
Hall of Fame	25
Trap	25
Skeet	25
Reports	26
Rules/Handicapping	26
National Coach Report	26
National Ground and The Range Function Centre	27
International Teams 2019	28
2019 Glenn Cup	28
2019 Glenn Trophy	28
ICTSF 5th World English Sporting Championships	29
2019 Glenn Shield	30
37th Universal Trench World Championships	30
International Individual 2019	31
Senior 2019 ICTSF Medals	31
Junior 2019 ICTSF Medals	31
National Championships	32
ISSF	32
Trap	32
Skeet	34
Sporting	35
Commonwealth	36

President's Report



ACTA President, Malcolm Dyson

It gives me great pleasure to deliver this, my first Annual Report as President of the Australian Clay Target Association (ACTA), on behalf of the National Executive. Since taking on this role there has been a smooth transition into the position. I have found the Association to be most welcoming and inclusive and while the initial stages have had their challenges, it has been through the support of members at all levels, administrative and general, that have ensured that the ACTA has stayed strong and cohesive and well prepared for any challenges.

MEMBERSHIPS:

During the last twelve months memberships have increased from 13,646 to 13,692 – a small, but positive, increase of 46 members. 2,089 new members joined the Association, this is a reduced number of new members, down 285 from the previous year. Our Association membership shows no 'real' growth from year to year as we lose approximately the same number of members as we gain.

The intent of the Recreational membership category was to provide clubs with the opportunity to retain and grow membership, providing a 'target only' classification. This category gives Recreational members the opportunity to be exposed to competition shooting with a desired outcome, leading them to full membership. In an effort to build Association membership a club membership incentive scheme is being introduced for the 2020 membership year to assist clubs to increase new members and retain lapsed members. Clubs that are able to increase their 2020 membership by more than 20% from their membership level as at the 30th October 2019 (baseline) will receive \$30 reimbursement from the ACTA for each member registered above the 20% increase from the 2019 figure.

This incentive endeavours to encourage clubs to seek new

members through financial bonus but will also assist ACTA through an increase in membership numbers.

FINANCIAL:

The Association has reported a net deficit of \$119,747 for the current financial year. This compares to previous financial results as follows:

2019	(\$119,747)
2018	\$1,493,290
2017	\$4,359,192

The 2018 and 2017 financial results had been significantly inflated by the one-off capital funding received from Infrastructure NSW to assist with the construction of the ACTA Function Centre.

2019 also represents the first full year of the Function Centre operations including the associated annual depreciation charge. The Association has recognised a total depreciation expense of \$349,863 for the 2019 financial year.

The ACTA held total cash reserves of \$1,047,243 at the year-end which is an increase of \$295,714 since 31st December 2018.

NATIONAL CHAMPIONSHIPS:

All National Championship events conducted during the year were very well attended. The support of members at National events is most encouraging and provides not only an opportunity for intense competition and rivalry but also a chance for National Executive in attendance to meet with ACTA members.

The National DTL Championships were held at the Roma Clay Target Club, with a very creditable 440 competitors attending. Congratulations to Roma President Andrew Whyte and his committee in delivering an excellent and entertaining Carnival. Congratulations to Phil Grainger on winning 2019 High Gun. The National Skeet Championships

held at the National Ground (Wagga Wagga) was also very well attended attracting 160 competitors from all over Australia. Congratulations to High Gun winner Glenn Clarke.

The National ISSF event held at Brisbane Gun Club was also well attended. Aislin Jones made history when she became the first female shooter to win the High Gun title in Skeet. James Willett won the Men's Trap High Gun and Penny Smith won the Women's Trap High Gun.

National Sporting Clays this year was held at Whiteman Park, Perth WA. With a small field of 57 competitors this was a little disappointing. Chris Brown, from the Maryborough Club in Victoria, was the Overall Champion.

COACHING:

The ACTA, by confirmed right, have resumed the control of ACTA Coaching Accreditation.

The ACTA Executive have again introduced a Coaching Sub-Committee. A National Coaching Committee will comprise of the members of the Sub-Committee and each State Coach. This National Coaching Committee will appoint a National Chairperson from within the group and this group will be charged with the decision making process in relation to the National coaching program.

On behalf of the ACTA Executive and members I would like to acknowledge and thank Suzy Balogh for the time and effort she has contributed to ACTA coaching.

ADMINISTRATION:

The National Office has seen several changes during the year with the resignation of Chief Executive Officer Paul McLoughlin, and the appointment of Paul Gilbert to the position.

After 15 years with the Association, Maureen Ryan decided to retire. I would like to take this opportunity to thank Maureen for her dedication and

application to the position and wish her well for her future endeavours.

Incoming CEO, Paul Gilbert, has reassessed the administrative positions and as a result Sue Vesperman has been assigned to memberships, Judy Ferry remains in finance; in the administration area we welcome Aileen Storey to general office responsibilities including the specific role of administration of the Function Centre and Jenny Robinson has been appointed to the position of reception/administration in a part-time capacity.

The outside staff have also had changes with Ewan McLachlan resigning, to change occupations. The Association has employed two maintenance and ground staff members working a 30-hour week. This allows ample allocation of time to maintain the National Ground and service the Function Centre.

SPONSORS:

The ACTA are most grateful for the exceptional support provided by the Association's sponsors. Sponsorship was received from Casella Wines, Bronze Wing, Beretta Australia, Perazzi Australia, Winchester Australia, Clay and Hunt, On Target, Outdoor Trading Company, Hunt Sporting Supplies, Mialls Gun Shop, Power Ammo, BEST and PCM Enviro. The Association takes this opportunity to thank these major sponsors for all their efforts and looks forward to their ongoing support.

FUNCTION CENTRE:

During 2019, the Function Centre averaged around 3 events per month. This included school presentations, trade fairs, seminars, career expos and other community events. Income generated from catering was \$65,527 and hire of the centre was \$65,542.

With the appointment of Aileen to concentrate on the Function Centre,

her knowledge and experience of media and marketing has already seen excellent bookings for 2020. The Function Centre continues to be a very positive investment.

ACTA FUTURE:

ACTA Executive has appointed Brisbane Company CPR Group to conduct a Strategic Planning Process with the outcome to be a National Strategic Plan. Previously there has been no definitive forward planning documentation and this process aims to prepare a clear plan to provide direction for the current, and future, National Executive members and administrators to ensure the long-term viability of the organisation.

A Constitution Sub-Committee has been formed to revise and update the ACTA Constitution. This committee is working towards presenting a new Constitution to our membership in 2021. Updates will be provided throughout the year to give members the opportunity to provide input into this documentation and will form an essential element of the Constitutional review process.

I would like to take this opportunity to thank our staff and fellow Executives for their support, time and effort during the year. A special thanks to Vice Presidents Gary Read and Terry Marsden, also a special thank you to retiring President Robert Nugent. In closing, thank you to all members within our Association who have volunteered their time and work at all levels - Club, Zone and State. Your contribution to our Association is gratefully received. With your effort our Association remains strong.



Malcolm Dyson,
National President, ACTA

Chief Executive Officer's Report



ACTA CEO, Paul Gilbert

As most of you would be aware, 2019 saw changes in management at the ACTA at a number of levels. Firstly, the CEO appointed at the end of 2018, Paul McLoughlin, only remained in this position for six months, then in August, our President, Robert Nugent stepped down to be replaced by our previous Vice President, Mal Dyson. This left two new managers at the helm with a very steep learning curve and many things to bring back up to speed. My first acknowledgement therefore needs to be made to Judy Ferry, who, in a period of high tension and turmoil, worked tirelessly with Robert to keep the Association buoyant and moving forward during that couple of months of transition. I would also like to take this opportunity to thank those of you who have lent input, counsel and support to me during recent months and helping me to obtain some clearer perspective moving forward.

STAFFING

One of the major things that happened during the previous CEO's appointment was the re-scoping of positions, tasks and duties within the National Office. This process did not occur without casualty, and a number of revisions were made to job descriptions and reallocation of tasks. As a consequence, the Reception role was terminated in June with those duties re-absorbed by the three administration staff, Maureen, Judy and Sue. Then in August, Maureen decided that she would like to retire at the end of the year. This gave me the opportunity to reassess the positions yet again, at which time I consulted with staff to determine the best formula for the Association. As a result, Sue took over the Membership Administration, Judy remained in Finance, a new employee, Aileen Storey was appointed to concentrate on the Function Centre, Media and

Marketing, then at the end of the year, Jenny re-accepted a role in part-time Reception/Admin support.

As you were advised in the last Annual Report, a full-time Maintenance and Ground staff position commenced in 2018. In April 2019, Ewen McLachlan stepped into this role following Marcus Pim's departure, then in September, Ewen decided to resign so he could change occupations. Again, looking at the needs of the Association, it was determined at this time that the Function Centre, (set up/pull down/cleaning), was absorbing, on average, around 2 days per week of this employee's time, which was leaving insufficient hours to properly maintain the National Ground. This resulted in the employment of two thirty-hour-per-week Maintenance and Ground staff members, which now allows ample allocation of prioritisation to both of these valuable assets. John and Brenton are now both up to full speed and delivering a valuable contribution to the Association.

It would be remiss of me to not acknowledge Maureen's time as an employee with us. Maureen commenced with the ACTA in November 2004 in the reception role. At the commencement of 2010, she formally commenced in the Membership Services role where she remained until her retirement on 13 December 2019. When discussing her achievements, Maureen expressed her satisfaction with a full 49 years of continuous working life, which is an amazing accomplishment. I am sure you join with me in thanking Maureen for her contribution to this Association and wish her a happy, healthy, long and enjoyable retirement.

COMPETITIONS

2019 saw another "unusual" year with regard to domestic competition.

Following 2018 where our Trap Nationals were integrated with a World DTL Championship, 2019 saw the Trap Nationals travel to Roma in Queensland. This event was strongly supported by our members, 429 Australian competitors in total with an additional 9 international guests. Congratulations to the Roma Clay Target Club, their President Andrew Whyte and his great team who delivered an exceptional event. Many people I have spoken with were extremely complimentary of the extensive social program that accompanied the Championships which provided the participants and their families an array of entertainment opportunities across the entire week. Our Skeet and Sporting Clays events, while less in number, were also successful competitions. Participation numbers were steady for all Nationals and events were strongly contested.

EXECUTIVE COMMITTEE

As I reported in my opening paragraph, Robert Nugent (ACTA President from 2015 – 2019) stood down from this position at the August Executive Committee Meeting. This was Robert's second stint in the President's role. While I wasn't an employee during Robert's time in leadership, it is obvious that he has left a lasting legacy to the Association. His devotion to the Association and energetic contribution has always been paramount, and he was a pivotal and driving force in the delivery of the Range Function Centre. On behalf of the entire membership, I would like to thank Robert for his exceptional service to the ACTA over many years.

The ACTA continues to be managed by an Executive Committee comprised of two delegates per State who elect a President, two Vice Presidents, Secretary and a Treasurer. These Committee Members form

a Management Sub-Committee who meet regularly to act on urgent matters and present recommendations to the Executive Committee for approval. Our States also have Executive Committees who act on clay target business in their respective regions. I would like to acknowledge all of these members who generously and selflessly volunteer their time to the sport, as well as Zone and Club Committee Members and volunteers who contribute so strongly to the delivery of membership events and services to our registered members.

FUTURE DIRECTION

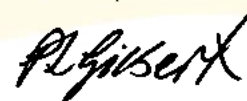
In March 2020, the ACTA has engaged the services of CPR Group to facilitate the preparation of our first Strategic Plan. The process will help the Association examine where we are, where we want to go, and how we are going to get there. We hope to obtain input from members through their Clubs, Zones and States by way of a survey which has already been distributed, following which the Executive Committee will attend a planning day and develop the action plan.

Additionally to this, the Association is again working to revise and update the Constitution. A Constitution Sub-Committee has been formed with a view to presenting the new Constitution to our membership in early 2021. While this is not the first time the ACTA has attempted to update its Constitution, there appears to be a strong ambition to deliver a Constitution that is more relevant to our needs and requirements, and we thank the Constitution Sub-Committee for their input and contribution.

In closing, I would like to thank the Executive Committee and my staff for their support and assistance in my first five months at the Association. I see many passionate people working

for and with the Association, many of whom have a strong belief in the organisation they serve. I hope we can continue to realise and deliver better and more valuable membership services to you, our members, as we move into 2020.

Yours in sport,



Paul Gilbert
Chief Executive Officer

84th Annual General Meeting

Notice of the 84th Annual General Meeting of the Australian Clay Target Association Incorporated is hereby given to the members.

The meeting will be held on
Sunday 22nd March 2020 at 7.00pm
Registration commences at 6.30pm
at the
ACTA Range Function Centre
Tasman Road
East Wagga Wagga, NSW 2650

AGENDA

- 1 Opening
- 2 Attendance
- 3 Apologies
- 4 Roll Call and Quorum Rule 17.1
(25 members who are entitled to vote)
- 5 Confirmation of minutes of the 2019 Annual General Meeting
- 6 Reports
President: M Dyson
Financial: A Styles
- 7 Announcement of the appointment of elected Executive Committee Members in place of the retiring Executive Committee Members
- 8 Confirmation of Auditor for 2020
- 9 Close of meeting

By order of the National Executive



Paul Gilbert
Chief Executive Officer
Australian Clay Target Association

PO Box 466 Wagga Wagga NSW 2650
Tel: 02 6938 2121, Fax: 02 6938 2122
Email: ceo@claytarget.com.au
10th February 2020

Australian Clay Target Association Inc.

14 590 029 414

Financial Statements For the Year Ended 31 December 2019

COMMITTEE REPORT

The Committee present their report together with the accounts of Australian Clay Target Association Inc ('the Association') for the year ended 31 December 2019 and the auditors' report thereon.

COMMITTEE

The Committee members of the Association in office at the date of this report are:-

Malcolm Dyson	President	Colin Kneebone	New South Wales
Brian Muirson	Queensland	Kim Nealon	New South Wales
Malcolm Collins	Queensland	Alan Styles	Tasmania
David Howe	Northern Territory	Fiona Atkins	Tasmania
Ray Niven	Northern Territory	Lynne Curtis	Victoria
Terry Marsden	Western Australia	Les Kadziela	Victoria
Ian Watson	Western Australia	Garry Read	South Australia
		Bronte Evans	South Australia

PRINCIPAL ACTIVITIES

The principal activity of the Association during the 2019 financial year was to administer, promote and develop the sport of clay target shooting.

RESULT

The net operating deficit of the Association for the year ended 31 December 2019 was \$119,747. This compares to a net operating surplus in 2019 of \$1,493,290 (with one-off capital funding of \$1,413,205).

STATE OF AFFAIRS AND SIGNIFICANT EVENTS

The Committee note that the ICTSF World DTL Championship ISSF Nationals were both held at the National Ground in 2018, resulting in a significant increase to operating revenue for that year.

In the opinion of the Committee there were no other significant changes in the state of affairs of the Association that occurred during the financial year under review not otherwise disclosed in this report or the accounts.

EVENTS SUBSEQUENT TO BALANCE DATE

There has not arisen in the interval between the end of the financial year and the date of this report, any item, transaction or event of a material and unusual nature likely, in the opinion of the Committee of the Association, to affect significantly the operations of the Association, the results of those operations, or the state of affairs of the Association in subsequent financial years.

SHORT AND LONG TERM OBJECTIVES

The short term objective of the Association is to service its members through:

- Organisation of local, state, national and internal competitions,
- Ongoing coaching and development,
- Collaboration with State Associations and affiliated Clubs.

The long term objectives of the Association are to promote the sport, service its members and to work collaboratively with all state organisations to manage the future development of the sport.

KEY PERFORMANCE INDICATORS

The Association monitors key performance indicators against industry standards and internal expectations. The indicators are both financial and non-financial with the results presented for the Committee's discussion.

LIKELY DEVELOPMENTS


The Committee is planning to reassess the ongoing valuation methodology of the property, plant and equipment held by the Association in the coming financial year.

COMMITTEE INTERESTS AND BENEFITS

Since the end of the previous financial year no Committee member has received or become entitled to receive any benefit because of a contract made by the Association or a related corporation with a Committee or with a firm of which a Committee member is a member, or with a company in which the Committee has a substantial interest.

Signed at Wagga Wagga this 5th day of February 2020 in accordance with a resolution of the Committee:

President 
Malcolm Dyson

Treasurer 
Alan Styles

STATEMENT OF COMPREHENSIVE INCOME

For the Year Ended 31 December 2019

	Note	2019 \$	2018 \$
Revenue	2	1,939,978	3,873,213
Administrative expenses		(243,060)	(234,371)
Coaching expenses		(86,074)	(90,480)
Committee expenses		(75,843)	(78,040)
Competition expenses		(332,487)	(523,329)
Depreciation expense		(349,863)	(227,108)
Employee expenses		(513,249)	(508,028)
Promotional and other distribution costs		(140,063)	(373,163)
Ground maintenance and other occupancy expenses		(145,513)	(222,581)
Merchandise expenses		(33,154)	(4,895)
Other operating costs		(140,419)	(117,928)
Surplus/(deficit from ordinary activities before income tax)		(119,747)	1,493,290
Income tax expense	1	-	-
Surplus/(deficit) after income tax		(119,747)	1,493,290
Other Comprehensive income		-	-
Total Comprehensive income		(119,747)	1,493,290

The Statement of Comprehensive Income is to be read in conjunction with the notes to and forming part of the financial statements.

STATEMENT OF FINANCIAL POSITION

As At 31 December 2019

	Note	2019 \$	2018 \$
CURRENT ASSETS			
Cash & cash equivalents	3	1,047,243	751,529
Trade & other receivables	4	428,464	458,739
Inventories	1	5,916	35,840
Other current assets	5	38,687	54,537
TOTAL CURRENT ASSETS		1,520,310	1,300,645
NON-CURRENT ASSETS			
Property, plant & equipment	6	10,148,423	10,383,184
Other non-current assets	7	77,200	100,000
TOTAL NON-CURRENT ASSETS		10,225,623	10,483,184
TOTAL ASSETS		11,745,933	11,783,829
CURRENT LIABILITIES			
Trade & other payables	8	296,190	242,995
Provision for employee benefits	9	67,531	41,407
Other current liabilities	10	739,671	692,817
TOTAL CURRENT LIABILITIES		1,103,392	977,219
NON-CURRENT LIABILITIES			
Provision for employee benefits	9	-	14,322
Other non-current liabilities	11	17,066	47,066
TOTAL NON-CURRENT LIABILITIES		17,066	61,388
TOTAL LIABILITIES		1,120,458	1,038,607
NET ASSETS		10,625,475	10,745,222
EQUITY			
Retained earnings		8,679,919	8,843,499
Reserves		1,945,556	1,901,723
TOTAL EQUITY		10,625,475	10,745,222

The Statement of Financial Position is to be read in conjunction with the notes to and forming part of the financial statements.

STATEMENT OF CHANGES IN EQUITY

For the Year Ended 31 December 2019

	Retained Earnings \$	ISSF Levy Reserve \$	Asset Revalu- ation Reserve \$	Travelling Team Reserve \$	Environ- mental Levy Reserve \$	Legis- lation Reserve \$	Skeet Levy Reserve \$	Trap Levy Reserve \$	J Newton Thomas Junior Reserve \$	Sporting Levy Reserve \$	Hall of Fame Trust \$	Total \$
Balance at 1 January 2018	7,390,495	25,515	1,069,155	112,938	89,035	536,573	3,419	13,160	9,129	13	2,500	9,251,932
Surplus available to members	1,493,290	-	-	-	-	-	-	-	-	-	-	1,493,290
Transfers to/(from) reserves	(40,286)	1,609	-	15,504	13,026	18,398	(3,365)	(12,953)	143	1,200	6,724	-
Balance at 31 December 2018	8,843,499	27,124	1,069,155	128,442	102,061	554,971	54	207	9,272	1,213	9,224	10,745,222
Surplus available to members	(119,747)	-	-	-	-	-	-	-	-	-	-	(119,747)
Transfers to/(from) reserves	(43,833)	745	-	13,795	5,578	14,474	(54)	10,346	82	(1,213)	80	-
Retained earnings at 31 December 2019	8,679,919	27,869	1,069,155	142,237	107,639	569,445	-	10,553	9,354	-	9,304	10,625,475

The Statement of Changes in Equity should be read in conjunction with the accompanying notes

STATEMENT OF CASH FLOWS

For the Year Ended 31 December 2019

	Note	2019 \$	2018 \$
CASH FLOWS FROM OPERATING ACTIVITIES			
Cash receipts in the course of operations		1,955,370	5,818,349
Cash payments in the course of operations		(1,504,106)	(5,105,536)
Interest received		9,052	20,916
Net cash provided by operating activities	12(ii)	460,316	733,729
CASH FLOWS FROM INVESTING ACTIVITIES			
Payments for property, plant and equipment		(155,602)	(2,208,361)
Proceeds from loans to members		21,000	21,000
Net cash used in investing activities		(134,602)	(2,187,361)
CASH FLOWS FROM FINANCING ACTIVITIES			
Repayment of borrowings		(30,000)	(32,500)
Net cash used in investing activities		(30,000)	(32,500)
Net increase/(decrease) in cash held		295,714	(1,486,132)
Cash at the beginning of the financial year		751,529	2,237,661
Cash at the end of the financial year	12(i)	1,047,243	751,529

The Statement of Changes in Equity should be read in conjunction with the accompanying notes

NOTES TO AND FORMING PART OF THE ACCOUNTS

For the Year Ended 31 December 2019

NOTE 1 - STATEMENT OF ACCOUNTING POLICIES

The financial report includes the financial statements and notes of the Australian Clay Target Association Inc as an individual entity. The Australian Clay Target Association is a not for profit entity incorporated and domiciled in Australia. These financial statements are general purpose financial statements that have been prepared in accordance with Australian Accounting Standards – Reduced Disclosure Requirements and the financial reporting requirements of the Associations Incorporation Reform Act 2012.

The following is a summary of the material accounting policies adopted by the entity in the preparation of the financial statements:

(a) *Income Tax*

No provision for income tax has been raised as the entity is exempt from income tax under Division 50 of the Income Tax Assessment Act 1997.

(b) *Cash and cash equivalents*

Cash and cash equivalents comprise cash on hand and demand deposits, together with other short-term, highly liquid investments that are readily convertible into known amounts of cash and which are subject to an insignificant risk of changes in value.

(c) *Receivables*

Accounts receivable include amounts due from members. Accounts receivables are recognised at the amounts as they are due for settlement. Accounts receivables do not carry any interest and are stated at their nominal value.

(d) *Inventories*

Inventories comprises goods for resale and goods for distribution and use at no or nominal consideration as part of the Association's ongoing activities.

Inventory held for sale is measured at the lower of cost and net realisable value.

(e) *Trade creditors and other payables*

Trade and other payables represent the liability outstanding at the end of the reporting period for goods and services received by the Association during the reporting period, which remain unpaid. The balance is recognised as a current liability with the amounts normally paid within 30 days on recognition of the liability.

(f) *Property, plant and equipment*

Each class of property, plant and equipment is carried at cost less, where applicable, any accumulated depreciation and impairment.

Where the cost model is used, the asset is carried at its cost less any accumulated depreciation and any impairment losses. Costs include the initial purchase price and other directly attributable costs.

Land

Land held for use is stated at re-valued amounts. Revalued amounts are fair market values based on appraisals prepared by external professional valuers once every three to five years or more frequently if market factors indicate a material change in fair value.

Increases in the carrying amount arising on revaluation of land and buildings are recognised in other comprehensive income and accumulated in the revaluation surplus in equity. Revaluation decreases that offset previous increases of the same class of assets shall be recognised in other comprehensive income under the heading of revaluation surplus. All other decreases are recognised in profit or loss.

Buildings, plant & equipment

Buildings, plant and other equipment (comprising fittings and furniture) are initially recognised at acquisition cost, including any costs directly attributable to bringing the assets to the location and condition necessary for it to be capable of operating in the manner intended by management.

Buildings, plant and other equipment are subsequently measured using the cost model, cost less subsequent depreciation and impairment losses.

Depreciation is recognised on a straight-line basis to write down the cost less estimated residual value of buildings, plant and other equipment. The following useful lives are applied:

- | | | | |
|-----------------------|-----------|---------------------|-----|
| • Buildings | 2.5% | • Office equipment | 20% |
| • Plant and equipment | 10% - 20% | • Computer software | 33% |
| • Motor vehicles | 20% | | |

Continues

(g) *Revenue*

The Association applies AASB 15 for recognising revenue. Revenue is recorded as the amount of the transaction price that is allocated to the performance obligation, excluding any amounts of variable consideration, when the performance obligation has been satisfied. All revenue is stated net of the amount of goods and services tax (GST). The Association has the following specific policies for when the performance obligations have been met:

Provision of Membership Services

Revenue for membership subscriptions is recognised in the period to which the benefits of the membership is provided.

Sale of Goods

Revenue from the sale of goods is recognised upon the delivery of goods to customers.

Capital grants

Capital grants received to enable the Association to acquire or construct an item of property, plant and equipment to identified specifications which will be under the Association's control and which is enforceable are recognised as revenue as and when the obligation to construct or purchase is completed.

For construction projects, this is generally as the construction progresses in accordance with costs incurred since this is deemed to be the most appropriate measure of the completeness of the construction project as there is no profit margin.

For acquisitions of assets, the revenue is recognised when the asset is acquired and controlled by the Association.

Donations

Donations collected, including cash and goods for resale, are recognised as revenue when the Association gains control of the asset.

Interest revenue

Interest income is recognised on an accrual basis using the effective interest method.

(h) *Goods and services tax (GST)*

Revenues, expenses and assets are recognised net of the amount of GST, except where the amount of GST incurred is not recoverable from the Australian Taxation Office (ATO). In these circumstances the GST is recognised as part of the cost of acquisition of an asset or as part of an item of expense. Receivables and payables are stated inclusive of GST.

(i) *Employee benefits*

A provision is made for the Association's liability for employee benefits arising from services rendered by employees to the end of the reporting period. Employee benefits that are expected to be wholly settled within one year have been measured at the amounts expected to be paid when the liability is settled.

The Association's liabilities for other employee obligations are included in other long-term benefits as they are not expected to be settled wholly within 12 months after the end of the period in which the employees render the related service.

(j) *Reserves*

Asset revaluation reserve comprises gains and losses from the revaluation of land.

All other reserves comprise surplus funds that have been designated to be spent for a specific purpose in the future to which the individual reserve relates.

(k) *Financial Instruments*

Initial recognition and measurement

Financial assets and financial liabilities are recognised when the entity becomes a party to the contractual provisions of the instrument. For financial assets, this is equivalent to the date that the entity commits itself to either purchase or sell the asset (ie trade date accounting is adopted). Financial instruments are initially measured at fair value plus transaction costs except where the instrument is classified 'at fair value through profit or loss' in which case transaction costs are expensed to profit or loss immediately.

Classification and subsequent measurement

Finance instruments are subsequently measured at either fair value or amortised cost using the effective interest rate method or cost. Fair value represents the amount for which an asset could be exchanged or a liability settled, between knowledgeable, willing parties. Where available, quoted prices in an active market are used to determine fair value. In other circumstances, valuation techniques are adopted.

Amortised cost is calculated as:

The amount at which the financial asset or financial liability is measured at initial recognition less principal repayments; plus or minus the cumulative amortisation of the difference, if any, between the amount initially recognised and the maturity amount calculated using the effective interest method; and less any reduction for impairment.

The effective interest method is used to allocate interest income or interest expense over the relevant period and is equivalent to the rate that exactly discounts estimated future cash payments or receipts (including fees, transaction costs and other premiums or discounts) through the expected life (or when this cannot be reliably predicted, the

contractual term) of the financial instrument to the net carrying amount of the financial asset or financial liability. Revisions to expected future net cash flows will necessitate an adjustment to the carrying value with a consequential recognition of an income or expense in profit or loss.

(i) Financial assets are classified at fair value through profit or loss

When they are held for trading for the purpose of short-term profit taking, or where they are derivatives not held for hedging purposes, or when they are designated as such to avoid an accounting mismatch or to enable performance evaluation where a group of financial assets is managed by key management personnel on a fair value basis in accordance with a documented risk management or investment strategy. Such assets are subsequently measured at fair value with changes in carrying value being included in profit or loss.

(ii) Loans and Receivables

Loans and receivables are non-derivative financial assets with fixed or determinable payments that are not quoted in an active market and are subsequently measured at amortised cost.

(iii) Financial Liabilities

Non-derivative financial liabilities (excluding financial guarantees) are subsequently measured at amortised cost.

Fair value

Fair value is determined based on current bid prices for all quoted investments. Valuation techniques are applied to determine the fair value for all unlisted securities, including recent arm's length transactions, reference to similar instruments and option pricing models.

Impairment

At each reporting date, the entity assess whether there is objective evidence that a financial instrument has been impaired. In the case of available-for-sale financial instruments, a prolonged decline in the value of the instrument is considered to determine whether an impairment has arisen. Impairment losses are recognised in the statement of comprehensive income.

De-recognition

Financial assets are derecognised where the contractual right to receipt of cash flows expires or the asset is transferred to another party whereby the entity no longer has any significant continuing involvement in the risks and benefits associated with the asset. Financial liabilities are derecognised where the related obligations are either discharged, cancelled or expired. The difference between the carrying value of the financial liability, which is extinguished or transferred to another party and the fair value of consideration paid, including the transfer of non-cash assets or liabilities assumed, is recognised in profit or loss.

(l) Impairment of Assets

At the end of each reporting period, the entity reviews the carrying values of its tangible and intangible assets to determine whether there is any indication that those assets have been impaired. If such an indication exists, the recoverable amount of the asset, being the higher of the asset's fair value less costs to sell and value in use, is compared to the asset's carrying value. Any excess of the asset's carrying value over its recoverable amount is expensed to the statement of comprehensive income.

Where the future economic benefits of the asset are not primarily dependent upon the asset's ability to generate net cash inflows and when the entity would, if deprived of the asset, replace its remaining future economic benefits, value in use is determined as the depreciated replacement cost of an asset.

Where it is not possible to estimate the recoverable amount of a class of assets, the entity estimates the recoverable amount of the cash generating unit to which the class of assets belong. Where an impairment loss on a revalued asset is identified, this is debited against the revaluation surplus in respect of the same class of asset to the extent that the impairment loss does not exceed the amount in the revaluation surplus for that same class of asset.

(m) New Accounting standards adopted during the year

AASB 15 Revenue from Contracts with Customers

AASB 15 took effect for the Association on 1 January 2019, replacing AASB 118 which details the recognition of revenue. Under the new standard revenue is recognised when specific performance obligations are met. The adoption of this standard has resulted in a change in when the Association recognises revenue from membership subscriptions. This income is now recognised in the period to which the membership is provided, previously the income was recognised on a cash basis.

AASB 16 Leases

AASB 16 took effect for the Association on 1 January 2019, replacing AASB 117. The new standard removes the distinction between operating and finance leases, consequently the majority of leases will be recognised on the balance sheet. Under the new standard, an asset (the right to use the leased item) and a financial liability to for future rental payments are recognised. This standard did not have a material impact on the operations of the Association.

Continues

	2019 \$	2018 \$
NOTE 2 – REVENUE		
Sale of goods	51,054	85,002
Fees	1,725,778	2,272,950
Function centre	121,070	77,391
Grants (capital)	-	1,413,205
Interest	9,052	20,916
Donations	30,000	-
Other income	3,024	3,749
	1,939,978	3,873,213
NOTE 3 – CASH & CASH EQUIVALENTS		
Cheque account	458,566	169,905
NAB term deposit #1	580,445	573,134
Petty cash & unbanked sales	8,232	8,490
	1,047,243	751,529
NOTE 4 – TRADE & OTHER RECEIVABLES		
Trade debtors	432,295	456,739
Less: Provision for impairment	(4,831)	-
Gun club loans (short term)	1,000	2,000
	428,464	458,739
NOTE 5 - OTHER CURRENT ASSETS		
Prepayments	18,577	33,412
Loan to VCTA	20,000	20,000
Other deposits	110	1,125
	38,687	54,537
NOTE 6 – PROPERTY, PLANT & EQUIPMENT		
Land – at valuation	1,674,911	1,674,911
ACTA function centre – at cost	7,491,058	7,335,456
Less: accumulated depreciation	(261,959)	(76,407)
	7,229,099	7,259,049
National office – at cost	220,864	220,864
Less: accumulated depreciation	(29,642)	(22,529)
	191,222	198,335
National ground – at cost	1,220,989	1,220,989
Less: accumulated depreciation	(328,847)	(237,342)
	892,142	983,647
Plant & equipment – at cost	565,699	606,199
Less: accumulated depreciation	(427,183)	(367,590)
	138,516	238,609
Motor vehicles – at cost	62,484	62,484
Less: accumulated depreciation	(39,951)	(33,851)
	22,533	28,633
Total property, plant & equipment	10,148,423	10,383,184
Property, plant & equipment – movement		
Balance at the beginning of the year	10,383,184	8,401,929
Additions	155,602	2,208,363
Disposals	(40,500)	-
Disposal effect on depreciation	-	-
Depreciation	(349,863)	(227,108)
Carrying amount at the end of the year	10,148,423	10,383,184

	2019 \$	2018 \$
NOTE 7 – OTHER NON-CURRENT ASSETS		
Loan to VCTA	80,000	100,000
Less: Provision for impairment (ECL)	(2,800)	-
	77,200	100,000
NOTE 8 – TRADE & OTHER PAYABLES		
Trade creditors	193,405	171,085
Accrued expenses	23,441	12,356
Super payable	3,417	3,936
GST payable	68,613	46,180
PAYG payable	7,314	9,438
	296,190	242,995
NOTE 9 – PROVISIONS		
Current		
Provision for annual leave	34,268	22,729
Provision for long service leave	33,263	18,678
	67,531	41,407
Non-Current		
Provision for long service leave	-	14,322
NOTE 10 – OTHER CURRENT LIABILITIES		
Income in advance	709,671	662,817
Loan – Wagga City Council	30,000	30,000
	739,671	692,817
NOTE 11 – OTHER NON-CURRENT LIABILITIES		
Loan – Wagga City Council	16,066	46,066
Other deposits	1,000	1,000
	17,066	47,066

The loan to Wagga Wagga City Council is secured through a fixed mortgage of Lot 10 Tasman Road, Wagga Wagga.

NOTE 12 – NOTES TO THE STATEMENT OF CASH FLOWS

(i) Reconciliation of cash

For the purposes of the Statement of Cash Flows, cash includes cash on hand and at bank and short term deposits at call, net of outstanding bank overdrafts. Cash as at the end of the financial year as shown in the Statement of Cash Flows is reconciled to the related items in the Statement of Financial Position as follows.

Cash & Cash Equivalents (Note 3)	1,047,243	751,529
	1,047,243	751,529
(ii) Reconciliation of operating profit to net cash provided by operating activities		
Surplus/(deficit) for the year	(119,747)	1,493,290
Add/(Less) non-cash items		
Depreciation	349,863	227,108
Impairment & equipment write-off	48,131	-
	278,247	1,720,398

Continues

	2019 \$	2018 \$
Net cash provided by operating activities before change in assets and liabilities during the financial year		
(Increase)/decrease in receivables	24,444	2,276,456
(Increase)/decrease in prepayments and other assets	15,850	100,712
(Increase)/decrease in inventories	29,924	(19,454)
Increase/ (decrease) in payables & other accruals	100,049	(3,290,509)
Increase/ (decrease) in employee benefits	11,802	(53,874)
Net cash provided by operating activities	460,316	733,729

NOTE 13 – CAPITAL COMMITMENTS

ACTA convention centre

- 117,000

Construction of the ACTA convention centre was completed in mid 2018.

NOTE 14 – RELATED PARTY TRANSACTIONS

Transactions with related parties are on normal commercial terms and conditions no more favourable than those available to other persons unless otherwise stated.

STATEMENT BY MEMBERS OF THE COMMITTEE

In the opinion of the Committee, the financial report as set out on pages 1 to 17:

1. Presents fairly the financial position of the Australian Clay Target Association Inc as at 31 December 2019 and its performance for the year ended on that date in accordance with relevant Australian Accounting Standards – Reduced Disclosure Regime and the financial reporting requirements of the Associations Incorporation Reform Act 2012; and
2. At the date of this statement, there are reasonable grounds to believe that the Australian Clay Target Associations Inc will be able to pay its debts as and when they fall due.

Dated at Wagga Wagga this 5th day of February 2020

Signed in accordance with a resolution of the Committee:

President

Malcolm Dyson

Treasurer

Alan Styles

INDEPENDENT AUDITORS' REPORT TO THE MEMBERS OF AUSTRALIAN CLAY TARGET ASSOCIATION INC

Opinion

We have audited the accompanying financial report, being a general purpose finance report, of Australian Clay Target Association Inc, which comprises the statement of financial position as at 31 December 2019, and the statement of comprehensive income, statement of changes in equity and statement of cash flows for the year ended on that date, notes comprising a summary of significant accounting policies and other explanatory notes and the Committee's declaration.

In our opinion, the financial report of Australian Clay Target Association Inc has been prepared in accordance with the *Associations Incorporation Reform Act 2012*, including:

- (i) giving a true and fair view of the registered entity's financial position as at 31 December 2019 and of its financial performance and cash flows for the year ended on that date; and
- (ii) complying with relevant Australian Accounting Standards – Reduced Disclosure Regime and *Associations Incorporation Reform Act 2012*.

Basis for Opinion

We conducted our audit in accordance with Australian Auditing Standards. Our responsibilities under those standards are further described in the *Auditor's Responsibilities* section of our report. We are independent of the Association in accordance with the ethical requirements of the Accounting Professional and Ethical Standards Board's APES 110 *Code of Ethics for Professional Accountants* (the Code) that are relevant to our audit of the financial report in Australia. We have also fulfilled our other responsibilities in accordance with the Code.

We believe that the audit evidence we have obtained is sufficient and appropriate to provide a basis for our opinion.

Information Other than the Financial Report and Auditor's Report Thereon

The committee are responsible for the other information. The other information comprises the information included in the Association's annual report for the year ended 31 December 2019, but does not include the financial report and our auditor's report thereon.

Our opinion on the financial report does not cover the other information and accordingly we do not express any form of assurance conclusion thereon.

In connection with our audit of the financial report, our responsibility is to read the other information and, in doing so, consider whether the other information is materially inconsistent with the financial report or our knowledge obtained in the audit or otherwise appears to be materially misstated.

If, based on the work we have performed, we conclude that there is a material misstatement of this other information, we are required to report that fact. We have nothing to report in this regard. Page 19

Committees' Responsibility for the Financial Report

The committee is responsible for the preparation of the financial report in accordance with the financial reporting requirements of the *Associations Incorporation Reform Act 2012* and for such internal control as the committee determines is necessary to enable the preparation of the financial report that is free from material misstatement, whether due to fraud or error.

In preparing the financial report, the committee is responsible for assessing the Association's ability to continue as a going concern, disclosing, as applicable, matters related to going concern and using the going concern basis of accounting unless management either intends to liquidate the Association or to cease operations, or has no realistic alternative but to do so. The committee is responsible for overseeing the Association's financial reporting process.

Auditor's Responsibility

Our objectives are to obtain reasonable assurance about whether the financial report as a whole is free from material misstatement, whether due to fraud or error, and to issue an auditor's report that includes our opinion. Reasonable assurance is a high level of assurance, but is not a guarantee that an audit conducted in accordance with Australian Auditing Standards will always detect a material misstatement when it exists. Misstatements can arise from fraud or error and are considered material if, individually or in the aggregate, they could reasonably be expected to influence the economic decisions of users taken on the basis of the financial report.

A further description of our responsibilities for the audit of the financial report is located at the Auditing and Assurance Standards Board website at: <http://www.auasb.gov.au/Home.aspx>. This description forms part of our auditor's report.

JOHN L BUSH & CAMPBELL

Chartered Accountants

 Peter King, Partner. Wagga Wagga. 5 February 2020


AUSTRALIAN CLAY TARGET ASSOCIATION INC

DISCLAIMER:

The additional financial data presented with this report being the detailed profit and loss statement is in accordance with the books and records of Australian Clay Target Association Inc which have been subjected to the audit procedures applied in our statutory audit of the Association for the year ended 31 December 2019. It will be appreciated that our statutory audit did not cover all details of additional financial data. Accordingly, we do not express an opinion on such financial data and no warranty of accuracy or reliability is given.

In accordance with our Firm's policy, we advise that neither the Firm nor any member or employee of the Firm undertakes responsibility arising in any way whatsoever to any person (other than the Association) in respect of such data, including any errors or omissions therein, arising through negligence or otherwise however caused.

JOHN L BUSH & CAMPBELL
Chartered Accountants



Peter King
Partner

Wagga Wagga 5 February 2020



ACTA

STATEMENT OF PROFIT AND LOSS

For the Year Ended 31 December 2019

	2019	2018
	\$	\$
INCOME		
Sale of targets & other merchandise	51,054	85,002
Registrations, nominations, fees & levies	1,725,778	2,272,950
Function centre	121,070	77,391
Interest income	9,052	20,916
Donations	30,000	-
Other income	3,024	3,749
	1,939,978	2,460,008
EXPENDITURE		
Advertising	33,670	29,322
Audit fees	13,750	13,500
Bank charges	9,530	11,046
Coaching expenses	86,074	90,480
Committee expenses	75,843	78,040
Competition expenses	332,487	523,329
Computer expenses	29,119	38,035
Consulting and professional fees	28,009	31,485
Cost of sales	33,154	4,895
Electricity, gas & water	58,895	43,216
Equipment write-off	40,500	-
Function centre – direct operating costs & catering	28,706	58,202
Ground maintenance	116,807	164,379
Insurances	137,421	109,706
Impairment expense	7,631	-
Motor vehicle expenses	10,132	13,246
Permits, licences and subscriptions	5,600	6,103
Postage, printing and stationery	84,690	317,402
Promotions	21,703	26,439
Rates and taxes	4,874	13,385
Salaries, wages & other staffing costs	466,338	453,671
Security costs	6,007	6,442
State per-capita rebates	-	32,655
Superannuation contributions	40,248	47,264
Telephone and fax	19,631	24,496
Travel – local	12,380	8,984
Workers compensation	6,663	7,093
	1,709,862	2,152,815
Net surplus/(deficit) from ordinary activities	230,116	307,193
Add: Capital funding from Infrastructure NSW	-	1,413,205
Less: Depreciation expense	(349,863)	(227,108)
Net surplus/(deficit) for the year after depreciation and one-off capital funding	(119,747)	1,493,290

Future Outlook

OUR VISION

To ensure clay shooting is a sport of choice in a friendly and safe environment.

OUR MISSION

Our mission is to successfully lead, manage, develop and promote clay target shooting for the benefits of our members and to maximise the enjoyment and opportunities for all.

OUR VALUES

- Enjoyment
- Honesty and integrity
- Professionalism
- Openness and transparency
- Teamwork and co-operation
- Customer/service focus

STRATEGIC GOALS

1. Governance and management – Provide leadership for the sport of clay shooting through effective governance and management.
2. Membership services – Provide support and services to our States, Clubs and Members.
3. Competitions – Manage and deliver a quality competition program and structure for all members at all levels and across all ACTA disciplines.
4. Talent development and high performance – Provide opportunities for shooters to reach their potential and participate at the highest levels.
5. Development – Grow our membership base and develop our coaches and officials to support our members and programs.
6. Facilities – Develop and manage our facility(s) to support the needs of our programs.
7. Marketing and Promotions – Lift the profile and appeal of the sport of clay shooting.

Governance and Management

Provide leadership for the sport of clay shooting through effective governance and management.

- Ensure governance, policies and management structures are in place to achieve ACTA strategic goals
- Conduct regular Executive Committee meetings to address and provide direction on governance, strategic and financial issues
- Review the sub-committee structure in terms of number, roles/responsibilities and representation
- Review and amend the ACTA Constitution in line with legislation
- Review strategic plan annually
- Prepare the Annual Report to present at the AGM to all member affiliates

NATIONAL EXECUTIVE COMMITTEE 2019

- VIC – Mr Malcolm Dyson, President
NSW – Mr Colin Kneebone
NSW – Mr Kim Nealon
NT – Mr David Howe
NT – Mr Ray Niven
QLD – Mr Malcolm Collins
QLD – Mr Brian Muirson
SA – Mr Bronte Evans
SA – Mr Garry Read
TAS – Mrs Fiona Atkins
TAS – Mr Alan Styles
VIC – Mr Lynne Curtis
VIC – Mr Les Kadziela
WA – Mr Ian Watson
WA – Mr Terry Marsden

2019 ELECTED MANAGEMENT COMMITTEE

- VIC – Mr Malcolm Dyson
SA – Mr Garry Read
WA – Mr Terry Marsden
TAS – Mr Alan Styles
VIC – Mr Lynne Curtis
(Appointed)

2019 National Executive



ACTA Members Recognised

LIFE REGISTERED MEMBERS

J Houston †
H G James †
D B Mott †
W E H Rainbird. O.B.E. †
J M Wilson †
J M Tyquin †
K Soames †
N Wells †
E T Baldwin †
G H Hall (PP) †
E G Biggs †
R H Moyse †
L S R Stewart †
C Moll †
A Pedersen (PP) †
O R Taylor †
E F Hawkins (PP) †
R Mules †
A N Rowe †
L G Connors (PP) †
W Jones (PP) †
R M Holtfreter (PP) †
N Hardy
L J Martin (PP)
J K Scott (PP) †
R F Buchan †
J Murphy
G G Woodhatch (PP)
R Silvester
R Nugent
J Byrnes (PP)
A Kenny
D Harwood
J Mack (PP)
R Traill †
L Curtis
M McInnes
J Shepherd
A Vilcins (PP)
D Baynes
S Corry
E Forward OAM
R Fox

PRESIDENTIAL MEDAL RECIPIENTS

1980 G Porter Qld
1981 R Mules SA
G Richards WA
J Thomas Vic
1982 R Buchan Vic
1984 L Bird NSW
A Smith Qld
1986 T Comerford Qld
1987 E Biggs Vic
1988 R Holtfreter WA
1989 R Varley NSW
1990 E Hawkins NSW
1993 J Forbes SA
1994 J Scott NSW
1996 F James Vic
W Morgan Tas
1997 F Atkinson SA
1998 L Connors Vic
1999 T Catling WA
2002 G Michell SA
G Woodhatch Vic
2004 R Mason Tas
2005 K Wright Vic
2008 J Shepherd Vic
R Woodrow Qld
2009 T Meadows Qld
2010 V Gatt NSW
2011 J Byrnes SA
P Haley NSW
2012 R Smith NSW
2013 R Traill Vic
2014 R Blake NSW
2017 E Forward OAM WA
M Kruger-Davis NSW
2018 D Power
A Turner
2019 F Auditore

† Denotes deceased
PP denotes Past President

HALL OF FAME MEMBERS

TRAP

2004 Fred Burns
 2004 Jack Blake
 2004 Warren Charlton
 2004 Doug Smith
 2004 J. Newton Thomas
 2005 Arthur 'Pud' Burgess
 2005 Jack Headon
 2005 Jack McCraith
 2005 Sperry Marshall
 2005 Bill Stevens
 2006 George Biggs
 2006 Horace Donnelly
 2006 Alf James
 2006 Ken Lowry
 2006 Jim Ellis
 2007 Barry Kable
 2007 Neil Berry
 2007 Jo Raleigh
 2008 John Green
 2008 Bill Iles
 2008 Jon Whittakers
 2009 Lynne Curtis
 2009 Russell Mark
 2009 Vince Ryan
 2010 Donald Mackintosh
 2010 Violet Reade
 2010 Arthur Turner
 2011 Craig Bentley
 2011 Jack 'Calrossie' Sutherland
 2012 Stephen Atkins
 2012 Cecilie Daly
 2012 William Grant
 2013 Glen Hayden
 2014 Deserie Baynes
 2014 Roger Duthie
 2014 Charles Medway
 2015 Steve Haberman
 2015 Nanette McCallum
 2016 Pamela Moloney
 (nee Coxon)
 2016 Darryn Nicholls
 2017 Wendy Barton
 2018 Mark McInnes
 2019 Ray Collinson

SKEET

2008 Reginald Clarke
 2009 Ken Lowry
 2010 Adrian Cousens
 2011 Paul Johnston
 2012 Leigh Roberts
 2013 Laurie Chelepy
 2014 Julian Lucchitti
 2015 Brian Thomson
 2016 Craig O'Neill
 2017 Malcolm Briggs
 2018 Gill Farish
 2019 David O'Sullivan

REPORTS

RULES & HANDICAPPING

2020 ACTA Rule Book

After receiving recommendations for Rule changes from State Associations, State Rules Supervisors and State Handicappers, a National Rules Conference was convened at the ACTA Office in Wagga Wagga in June.

Following on from this, recommendations were forwarded to the National Executive for ratification at their August meeting.

Most recommendations were approved by the Executive and the new Rule Book came into effect in January 2020.

Two important new Rules which members will need to be aware of are those relating to the grading of Double Rise targets and the need to record all Trap scores shot from metreages other than fifteen.

New Handicappers' Course

The introduction of a Handicappers' Course is still a work in progress and needs some tweaking around the new Double Rise section before being made available to all States in 2020.

The National Handicapper has noted his concern at the amount of clubs not updating the ACTA database. This is a task that clubs must take seriously, as the consequence of not updating will mean that many shooters arrive at competitions to find that the wrong information has been downloaded. Many shooters' Record Cards also carry information that has not been updated.

2019 COACHING REPORT

ACTA Coaching is in the process of a change in direction, which will see the States having more input and control in the development of coaching in their individual States and in the National programs.

This will be achieved by the formation of a Coaching Directors/Co-ordinators panel with representation from all States and will work with the reformed National Coaching committee to develop coaching accreditation pathways and general coaching programs.

There will be an allocation of funding to each State with the ability of States to apply for funding for a specific coach and general coaching programs that they wish to conduct.

I would encourage members that have any thoughts on coaching pathways in their State to talk to their coaching Director/Co-ordinators who can assist them in this process.

I would also encourage any member who desires to become a coach, at any level, to contact their State for assistance in the location of courses.

In closing I would like to thank Suzy Balogh for the work she has done as the National Coaching Director, it was very much appreciated, and I wish her well for the future.

Garry Read

*Chair ACTA National
Coaching Sub-Committee*

NATIONAL GROUND AND THE RANGE FUNCTION CENTRE

2019 has been a year of consolidation for the Function Centre. Early in the year, the then-CEO performed a major staffing restructure, appointing Sue Vesperman into the role of Facilities and Events Officer. In addition to many of her ongoing membership administration duties and functions, a major part of Sue's new role involved the running of the Function Centre, including bookings, promotion, booking liaison, set-up and pull-down, cleaning, catering coordination, repairs and maintenance and annual programming. Needless to say, this expanded role was extremely complex, demanding and testing, requiring a steep learning curve and performance of a new skill set.

In order to assist Sue in the manual side of the delivery of the Centre, the Maintenance and Ground staff member was required to assist, and as bookings increased, this pulled that employee away from Ground maintenance tasks and into Function Centre set-up, pull-down and cleaning duties. As a consequence, that 38 hour position became, on average, 25 hours / week on the ground and 13 hours in the Function Centre plus frequent overtime hours. At this point it became very apparent that we were severely stretched and not able to adequately cover the scope of requirement. While meeting the Function Centre's base requirements, the Ground became visually unkempt and untidy. As a consequence, our newly-appointed Maintenance and Ground staff member, Ewen McLachlan, (who commenced in that role in April), became over-worked and only remained with us till August. While we were disappointed to have Ewen leave, this actually turned out to be a blessing in disguise, as it allowed us to reassess our needs in this combined area of

service delivery and appoint 2 new staff for a total of 60 hours per week (40 hrs / week Ground maintenance and 20 hrs / week Function Centre).

As a consequence, we have now been able to exponentially improve the delivery of facility maintenance services in both of these vital areas.

As was also reported in the CEO's Report, Maureen's retirement in December offered Sue the opportunity to return to a full-time Membership services role. A huge thank you is therefore owing and needs to be conveyed to Sue for performing her previous position with such great attention, devotion, effort and professionalism. As a result, we were then able to advertise and appoint Aileen Storey into the full time role of Media, Marketing and Functions Coordinator. Aileen was previously the Administration Manager with the Wagga Wagga Showgrounds, and she brings with her a wealth of experience and knowledge in the facilities delivery space. We welcome Aileen and anticipate that she will assist us to improve our performance in the delivery of the Function Centre moving forward. Nathan and Danette Gale of Wagga Catering Services continue to be our contracted Catering partner, and we are continuing to work closely with them to enhance the food and beverage service that the Function Centre so vitally provides.

In summary, the Function Centre hosted over 30 events in 2019, including school presentation nights and formals, Industry trade fairs and seminars, careers expos, wedding expos, industry dinners, conferences, hobby expos and community events, even including a christening and a wedding! The National Ground hosted Skeet and Military Nationals, NSW Championships across all disciplines, Wagga Wagga and Downside training and competitions and the Annual Stone-the-Crows Festival at Easter.

In all, over 20,000 participants visited our National Ground and enjoyed the facilities that we proudly own and operate.

A huge thank you to our previous and new Facilities staff for their devotion and energetic contribution, as well as our other staff who continuously provide ongoing assistance in the financial and logistical delivery of these wonderful facilities.

International Teams – 2019

2019 AUSTRALIAN GLENN CUP TEAM

The Glenn Cup, which started in 1960, is an event contested between Australia and New Zealand. It is shot in each country in alternate years.

Since its inception it has produced the following results: on 11 occasions, including this year it has ended in a draw. New Zealand have won 18 times and Australia have now won it 29 times.

The Glenn Cup Match is 50 target Double Barrel, shot as Points Score.

This year, the match was conducted in Australia at the Trap Nationals in Roma Queensland and concluded with Australia winning by one target.

The Australian Team of Phil Grainger, Kim Nealon, James Hayden, Grady Evans and Cameron Browne shot an impressive 249/250.

Well done to both Teams.

2019 AUSTRALIAN GLENN TROPHY TEAM

The Glenn Trophy Skeet Teams match between Australia and New Zealand carries a significant amount of prestige and great rivalry between the two countries.

In 2019 the teams match was held at the Canterbury Gun Club in Christchurch New Zealand.

Australian Team:
Sam Agostino, Leigh Roberts, Mal Briggs, Michael Buttigieg and Jack Stockdale. Australian Team Score 243/250.

New Zealand Team:
Shane Quinn, Andy Peter, Richard Westlake, Colin Heard and Michael Hartstonge. Team Score 245/250.

The New Zealand Team took out the trophy event by two targets.

Both teams should be commended on the professionalism and sportsmanship displayed on the shooting field and at the awards ceremony where gifts from both countries were exchanged.

Congratulations to the New Zealand Team.

AUSTRALIAN GLENN CUP TEAM

*Cameron Browne, Grady Evans,
James Hayden, Kim Nealon & Phil Grainger*



ICTSF 5TH WORLD ENGLISH SPORTING CHAMPIONSHIPS

Australia was well represented at the 5th ICTSF World English Sporting held at the Devenish Lands at Dowth Hall Co Meath Ireland on the 3rd, 4th, 5th and 6th July.

For the Team event the four best scores out of the five team members

are totalled. Our Australian team score of 370/400 placed them one target behind the English team after the first round but at the conclusion of the event the English Team won the Gold Medal, beating Australia by two targets. Australia finishing with Silver.

Individual results for Australian

competitors resulted in the AA grade Gold Medal going to Nick Guerra. The Junior Section saw Mathew Wilesmith win the Silver Medal with Xavier Russell collecting the Bronze Medal. In the Veteran section the Gold Medal was won by John Younger.



AUSTRALIAN ENGLISH SPORTING WORLD TEAM

Blake Nankervis, Mathew Wilesmith, Robert Hall, Chris Brown & Nick Guerra

AUSTRALIAN GLENN TROPHY TEAM

Michael Buttigieg, Jack Stockdale, Leigh Roberts, Sam Agostino & Mal Briggs



International Teams – 2019

2019 AUSTRALIAN GLENN SHIELD TEAM (ISSF)

The Glenn Shield (Calrossie/ Mackenzie Trophy) is shot in Australia in odd years and in New Zealand in even years and is open to junior shooters (under 21 in the year the competition is held).

A Glenn Shield Team will be selected at the ACTA ISSF Nationals every year and is shot in conjunction with the ACTA ISSF National Trap Championship with each Team's scores collated to determine a winner.

This year the Australian Team, with members Adam Bylsma, Mitchell Iles and Thomas Armstrong shooting a score of 346/375 conclusively won the match over the New Zealand Team of Mitchell Davis, Reuben Lawler and Dillon Tillemans who shot a combined score of 294/375.

Congratulations to our Juniors.

37TH UNIVERSAL TRENCH WORLD CHAMPIONSHIPS

These Championships were held in Ychoux, France from the 15th to 18th August.

Six hundred and twenty competitors entered the event which was shot over four days at 50 targets each day.

In the individual placings Nathan Cassells finished in 13th place with a score of 195/200, Matt Schiller, one target behind placed 24th and Craig Henwood shooting 193/200 finished in 41st place.

Australia secured the Silver Medal in the Men's Teams event finishing only one target short of South Africa. The Ladies Team of Alexis Preston, Georgia Pistone and Anna Shedrina won the Bronze Medal. Martin Collumb, John Maxwell and Phil Matthews making up the Veteran Team battled on to come in 5th and in the Junior Team of Thomas Armstrong, Jack Cullinan and Acacio Mota placed just out of the medals in 4th place.

Congratulations to all individual and team winners.

AUSTRALIAN UNIVERSAL TRENCH WORLD TEAM – SILVER MEDALISTS

Craig Henwood, Nathan Cassells & Matt Schiller



International Individual – 2019

2019, as you can see, is probably one of the most successful years we have ever had on the ISSF World Stage with two World Records along the way, from three different shooters.

We are looking forward to 2020 and the Tokyo Olympics with the depth we presently have in our shooting ranks.

SENIOR 2019 ISSF Medals

World Cup – Acapulco (MEX)

James Willett – GOLD Trap Men (QWR of 125/125)

Laetisha Scanlan – SILVER Trap Women

Laetisha Scanlan & James Willett – GOLD Trap Mixed Team

Penny Smith & Mitchell Iles – 4th Trap Mixed Team (QWR of 149/150)

World Cup – Al Ain (UAE)

Luke Argiro – BRONZE Skeet Men (QWR of 125/125)

World Cup – Changwon (KOR)

James Willett – BRONZE Trap Men

World Championships – Lonato (ITA)

Laetisha Scanlan & James Willett – GOLD Trap Mixed Team

Penny Smith & Thomas Grice – BRONZE Trap Mixed Team

World Cup – Lahti (FIN)

Penny Smith – GOLD Trap Women

Laetisha Scanlan – BRONZE Trap Women

World Cup Final – Al Ain (UAE)

Laetisha Scanlan – SILVER Trap Women

Catherine Skinner – GOLD Presidents Trophy Trap Mixed Team

Laetisha Scanlan – SILVER Presidents Trophy Trap Mixed Team

Luke Argiro – GOLD Presidents Trophy Skeet Mixed Team

JUNIOR 2019 ISSF Medal

Junior World Cup – Suhl (GER)

Mitchell Iles – SILVER Junior Trap Men

WORLD CUP ACAPULCO MEXICO

James Willett & Laetisha Scanlan
Gold Medal Mixed Trap Team



WORLD CUP LAHTI FINLAND

Penny Smith Gold Medal Women's Trap



NATIONAL CHAMPIONSHIPS

ISSF

The National ISSF Championships were conducted at the Brisbane Gun Club from January 14th to 19th 2019.

Commonwealth Women's ISSF Skeet Championship – Chloe Tipple 111/125, 54/60, New Zealand

National Women's ISSF Skeet Championship – Aislin Jones 118/125, 49/60, Bairnsdale Vic

National Women's ISSF Skeet High Gun – Aislin Jones 239/250, Bairnsdale Vic

Commonwealth ISSF Skeet Championship – Paul Adams 116/125, 55/60, Brisbane, Qld

National ISSF Skeet Championship – Keith Ferguson 118/125, 57/60, Frankston-Australian Vic

National ISSF Skeet Championship High Gun – Aislin Jones 239/250, Bairnsdale Vic

Commonwealth ISSF Mixed Pairs Trap Championship – James Willett Deniliquin NSW & Lateisha Scanlan Frankston-Australian Vic, 138/150, 44/54

National ISSF Mixed Pairs Trap Championship – Thomas Grice Sydney NSW & Penny Smith Colac Vic, 141/150, 43/50

Commonwealth Women's ISSF Trap Championship – Penny Smith, 114/125, 40/50, Colac Vic

National Women's ISSF Trap Championship – Penny Smith, 123/125, 43/50, Colac Vic

National Women's ISSF Trap Championship High Gun – Penny Smith, 237/250, Colac Vic

ISSF Trap Interstate Representative Women's Team Competition – Victoria 344/375 – Penny Smith, Laetisha Scanlan, Charlie Hudson-Czerniecki

Commonwealth ISSF Trap Championship – James Willett, 119/125, 46/50, Deniliquin NSW

National ISSF Trap Championship – James Willett, 121/125, 46/52, Deniliquin NSW

ISSF Trap Interstate Representative Junior Boys' Team Competition – Victoria 233/250 – Mitchell Iles & Gabe Sensi

ISSF Trap Interstate Representative Open Team Competition – Victoria 352/375 – Nathan Argiro, Daniel Di Pietro & Milad Nasr

Junior – Mitchell Iles 239/250, Melbourne Vic

Veteran – John Maxwell 224/250, Cecil Park NSW

Open – James Willett, 240/250, Deniliquin NSW

ISSF WOMEN'S TRAP HIGH GUN
Penny Smith



ISSF MEN'S TRAP HIGH GUN
James Willett



TRAP

In 2019 the Trap Nationals were held at the Roma Clay Target Club, Queensland.

The opening State Shoulder to Shoulder Teams events resulted in the following winning teams: Juniors – South Australia 75/75. Ladies – New South Wales 75/75. Veterans – Queensland 75/75. The Open State Teams event was won by Queensland 125/125 determined by points score, from Western Australia 373 to 371.

National President Robert Nugent welcomed all shooters and dignitaries to the National Championships.

The Best Dressed Team award, announced by Roma City Mayor, Tyson Golder, was the South Australian Team. Mayor Golder presented the Perpetual Trophy and also awarded each Team member with the ACTA Gold medal.

The Overall winner for each of the National events were:

70th National Handicap, sponsored by Beretta Australia: Kent Nicholl, New Zealand shooting from 21m 103/103

38th Family Deauville Doubles, sponsored by Best Ballistic Equipment: Corey & Sam Bylsma 108/108

59th National Double Rise, sponsored by Mialls Gun Shop/Blaser Australia: Darryn Nicholls 100/100

18th National Deauville Doubles, sponsored by Best Ballistic Equipment: Cooper Mooney and Glen Barton 44/44

79th National Champion of Champions, sponsored by Winchester Australia: Sam Clifford 199/200

68th National Double Barrel, sponsored by Beretta Australia: Mitchell Iles 776/776

65th National Single Barrel, sponsored by OTC/Promatic: Phil Grainger 126/126

58th ANZ Points Score, sponsored by PCM Enviro: Daryl Stevens 498/498

High Guns, sponsored by Casella Wines/Bronze Wing: Overall High Gun, Phil Grainger 522/525

Ladies High Gun, Jessica Harris 503/525

Sub Junior High Gun, Matthew Molan 512/525

Junior High Gun, Kent Nicholl (NZ) 516/525

Veteran's High Gun, Stephen Haberman 515/525

Super Veteran's High Gun (65+), Gary Hayden 513/525

Mackintosh Team event, sponsored by Perazzi: Mackintosh Open Team High Gun, Alex Dallas 342/342

Mackintosh Ladies Team High Gun, Jayd Powell 313/318

Mackintosh Junior Team High Gun, Jarred Nicholls 309/309

Mackintosh Veteran Team High Gun (55-65) Daryl Stevens 298/300

Mackintosh Super Veteran Team High Gun (65+) Gary Hayden 297/300

TRAP HIGH GUN

Phil Grainger



NATIONAL CHAMPIONSHIPS

SKEET

The 2019 Skeet Nationals were once again conducted at the ACTA National Ground in Wagga Wagga. The event attracted a strong field made up of some of the best Skeet shooters in Australia competing for National recognition.

2019 Overall event winners:

5th National Skeet 28 Gauge Championship – Ray Everett (NZ) 110/110

5th National Skeet 410 Bore Championship sponsored by Power Ammo – Richard Westlake (NZ) 100/100

20th National Skeet Handicap sponsored by Extreme Outdoor Sports – Hayden Mountjoy 193/193

21st National Skeet 20 Gauge Championship sponsored by Winchester Australia – Michael Buttigieg 118/118

2019 Commonwealth Skeet Championship sponsored by Winchester Australia – Richard Sammon 223/223

50th National Skeet Championship sponsored by Clay & Hunt – Glenn Clarke 206/206

33rd National Skeet Doubles Championship sponsored by On Target Sporting Arms – Jack Stockdale 100/100

13th National Skeet Champion of Champions – Michael Buttigieg 100/100

Graded High Guns:

C Grade High Gun – Jason Stevens 396/450

B Grade High Gun – Darryl Chapman 420/450

A Grade High Gun – Ramsay Fish 438/450

AA Grade High Gun – Jack Stockdale 486/492

Sectional High Guns:

Women's High Gun – Amberley Emmett 451/464

Sub Junior High Gun – Cody Chapman 423/450

Junior High Gun – James Sacchetta 436/450

Veteran's High Gun – Adrian Cousens 439/450

Overall High Gun: Glenn Clarke 488/492

State Teams Match:

Junior – Victoria 74/75

Ladies – New South Wales 72/75

Veterans – South Australia 71/75

Open – Victoria 247/250

2020 Australian Glenn Trophy Team: Michael Rixon, Michael Buttigieg, Richard Sammon, Glenn Clarke and David O'Sullivan

SKEET HIGH GUN
Glenn Clarke



SPORTING

The Western Australian Clay Target Association hosted the 2019 National Sporting Clays Championships at the Whiteman Park International Shooting Complex on August 24th and 25th.

The program was shot over four layouts using six traps per layout. There was a great variety in the targets presented, many quite technical. Unfortunately numbers were down on previous years with 57 shooters attending over the weekend.

ACTA 100 target 5 Stand Sporting Clays Championship:

Overall – Chris Brown 98/100

Ladies – Janette Densley 71/100

Veterans – David Knight 83/100

Commonwealth 100 target 5 Stand Sporting Clays Championship:

Overall – Chris Brown 102/110

Ladies – Janette Densley 75/100

Veterans – David Knight 80/100

26th ACTA National Sporting Clays Championship:

Overall – Chris Brown 193/200

Ladies – Janette Densley 146/200

Veterans – David Knight 163/200

3 Persons Team:

This year's winning Team of Chris Brown, Lee Berger and Shane O'Brien representing the Maryborough Gun Club, shot a combined winning score of 542/600.

State Teams Match:

Four teams competed for the National Sporting Clays Bruce Hall Perpetual Trophy, which was won this year by the Victorian Team.

Team members were Chris Brown, Lee Berger and Shane O'Brien who finished with a total combined score of 542/600.

SPORTING HIGH GUN

Chris Brown



COMMONWEALTH CHAMPIONSHIPS

In 2019 the Commonwealth Carnival was held at the Gympie Clay Target Club, Queensland

Commonwealth Champion of Champions Championship
Overall, Daryl Stevens 148/150
Toogoolawah Queensland

Commonwealth Handicap
Overall, Erin Guy 56/57
Maryborough Queensland

Single Barrel Championship
Overall, Tim Williams 50/50
Texas Queensland

Double Barrel Championship
Overall, Daryl Stevens 502/502
Toogoolawah Queensland

Commonwealth Points Score Championship
Overall, Daryl Stevens 177/177
Toogoolawah Queensland

Commonwealth Double Rise Championship
Overall Rhys Greentree 57/60
Gold Coast Queensland

Commonwealth High Guns
Overall, Daryl Stevens 461/475
Toogoolawah Queensland

AA Grade, Ken Stevens 456/475
Ballandean Queensland

A Grade, Rhys Greentree 443/475
Gold Coast Queensland

B Grade, Tracey Harker 429/475
Bundaberg Queensland

C Grade, Andrew Roser 392/475
Gympie Queensland

Junior, Breanna Collins 396/475
Chinchilla Queensland

Ladies, Erin Guy 432/475
Maryborough Queensland

Veteran, John Porter 450/475
Brisbane Queensland

COMMONWEALTH HIGH GUN

Daryl Stevens



HALL OF FAME 2019



HALL OF FAME INDUCTEE – TRAP



Ray Collinson

HALL OF FAME INDUCTEE – SKEET



David O'Sullivan

DOUG SMITH MEDALIST



Patrick Guida

ADRIAN COUSENS MEDALIST



Jack Stockdale

